


Turning Safely

How to Share the Road with Bicycle Riders




312/42-PEDAL
www.biketraffic.org/ambassador

888/YOUR-CTA
www.transitchicago.com


Beware the Right Hook

Before turning right, always look for and yield to bike riders.

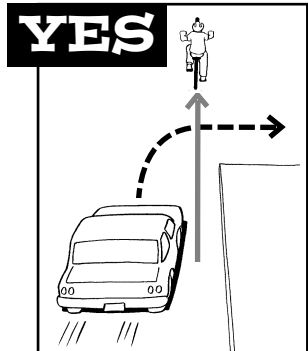


NO

CHECK for bikers before you turn. Look to the right and behind you to the right for bike riders going straight.




DON'T TURN RIGHT in front of the bike rider. You'll cut them off. This is called the Right Hook.



WAIT and let the biker go through the intersection first, then turn.


Beware the Left Hook

Many bikers move faster than you think they do.




NO

Just before you turn left, you see a biker coming the other way.



DON'T TURN in front of the biker. You'll cut them off or hit them. This is called the Left Hook.



WAIT for the biker to pass the intersection before you turn.